

INTERNAL REFERENCE MATERIAL

POSITIVE & NEGATIVE
FREEZE-DRIED SERA AND MILK





ID.vet
Innovative Diagnostics

With you at every step

www.id-vet.com

POSITIVE & NEGATIVE FREEZE-DRIED SERA AND MILK




➤ These sera and milk may be used as internal reference material for quality control*

Disease	Status	Type	Species	Volume	Product code	For use with**
 RUMINANTS						
AKABANE	Positive	Serum	Sheep	1 ml	MRI-AKA	AKAC
BESNOITIOSIS	Positive	Serum	Cattle	1 ml	MRI-BSNT	BSNTS
BLUETONGUE	Positive	Serum	Cattle	1 ml	MRI-BTC	BTC, BTOS
	Positive	Milk	Cattle	1 ml	MRI-BTMILK	BTSMILK
BLV	Positive	Serum	Cattle	COMING SOON		
BRUCELLOSIS	Positive	Serum	Cattle	1 ml	MRI-BRU	BRUS-MS, Rose Bengal, CFT, SAW
	Negative	Serum	Cattle	1 ml	MRINEG-BRU	BRUS-MS, Rose Bengal, CFT
	Positive	Milk	Cattle	COMING SOON		
BVD/BD/MD	Positive	Serum	Cattle	1 ml	MRI-BVD	BVDOS, BVDC
	Positive	Milk	Cattle	COMING SOON		
CHLAMYDOPHILA ABORTUS	Positive	Serum	Sheep	1 ml	MRI-CHLM	CHLMS
IBR	Positive	Serum	Cattle	1 ml	MRI-IBR	IBRS, IBRGBC, IBRGE
	Positive	Milk	Cattle	COMING SOON		
INTERFERON GAMMA (NATIVE)	Positive	Plasma	Cattle	0.5 ml	MRI-IFNG-B	IFNG
	Positive	Plasma	Sheep	0.5 ml	MRI-IFNG-O	IFNG
	Positive	Plasma	Goat	0.5 ml	MRI-IFNG-C	IFNG
	Positive	Plasma	Buffalo	COMING SOON		
MVV / CAEV	Positive	Serum	Sheep and Goat	0.5 ml	MRI-VISNA/CAEV	VISNAS/VISNAB
NEOSPORA CANINUM	Positive	Serum	Cattle	0.5 ml	MRI-NC	NCS-MS
PARATUBERCULOSIS	Positive	Serum	Cattle	1 ml	MRI-PARA	PARAS, PARAB
	Negative	Serum	Cattle	2 ml	MRINEG-PARA	PARAS, PARAB
PPR	Positive	Serum	Goat	1 ml	MRI-PPR	PPRC
Q FEVER	Positive	Serum	Cattle	1 ml	MRI-FQ	FQS
RIFT VALLEY FEVER	IgG-positive	Serum	Cattle	1 ml	MRI-RIFT	RIFTC
	IgM-positive	Serum	Sheep	COMING SOON		
SCHMALLEMBERG VIRUS	Positive	Serum	Cattle	0.5 ml	MRI-SBV	SBV
NEGATIVE BOVINE SERUM	Negative	Serum	Cattle	COMING SOON		
 AVIAN						
IBD	Positive	Serum	Chicken	COMING SOON		
IBV	Positive	Serum	Chicken	0.25 ml	MRI-IBV	IBV
ILT	Positive	Serum	Chicken	COMING SOON		
INFLUENZA A	Positive	Serum	Chicken	0.5 ml	MRI-FLUACH7	FLUACH7
	Positive	Serum	Chicken	1 ml	MRI-FLUACA/N1	FLUACA, FLUACN1
MYCOPLASMA GALLISEPTICUM	Positive	Serum	Chicken	0.5 ml	MRI-MG	MG/MS, MG, RSA-MG

* Contain 0.03% Merthiolate as a preservative

** IDvet product code or technique



Disease	Status	Type	Species	Volume	Product code	For use with*
MYCOPLASMA MELEAGRIDIS	Positive	Serum	Turkey	1 ml	MRI-MM	RSA-MM
MYCOPLASMA SYNOVIAE	Positive	Serum	Chicken	1 ml	MRI-MS	MG/MS, MS, RSA-MS
NDV	Positive	Serum	Chicken	COMING SOON		
NEGATIVE SPF CHICKEN SERUM	Negative	Serum	Chicken	COMING SOON		
 EQUINE						
EIA	Positive	Serum	Horse	1 ml	MRI-EIA	EIAED
EVA	Positive	Serum	Horse	0.5 ml	MRI-EVA	EVAB
STRANGLES	Positive	Serum	Horse	0.5 ml	MRI-STREPTO	STREPTOS
WEST NILE	IgG-positive	Serum	Horse	1 ml	MRI-WN	WNC
	IgM-positive	Serum	Horse	0.5 ml	MRI-WNIGM	WNIGM
 PORCINE						
AFRICAN SWINE FEVER	Positive	Serum	Pig	0.5 ml	MRI-ASF	ASF
APP	Negative	Serum	Pig	0.5 ml	MRINEG-APP	ID Screen® APP ELISAs
	Positive	Serum	Pig	0.25 ml	MRI-APP-2	APPS2
	Positive	Serum	Pig	0.25 ml	MRI-APP-1-9-11	APPS1-9-11
	Positive	Serum	Pig	0.25 ml	MRI-APP-4-7	APPS4-7
	Positive	Serum	Pig	1 ml	MRI-APP-3-8	APPS3-8
	Positive	Serum	Pig	0.25 ml	MRI-APP-5	APPS5
	Positive	Serum	Pig	1 ml	MRI-APP-6	APPS6
	Positive	Serum	Pig	0.25 ml	MRI-APP-10	APPS10
	Positive	Serum	Pig	0.25 ml	MRI-APP-12	APPS12
AUJESZKY'S DISEASE	Positive	Serum	Pig (vaccinated)	1 ml	MRI-AUJGB	AUJESZKYGB
	Positive	Serum	Pig (infected)	1 ml	MRI-AUJGE	AUJESZKYGE
CSF	Positive	Serum	Pig	1 ml	MRI-CSFE2	CSFE2C
HEV	Positive	Serum	Pig	COMING SOON		
MYCOBACTERIUM AVIUM	Positive	Serum	Pig	1 ml	MRI-MA	MA-MS
MYCOPLASMA HYPONEUMONIAE	Positive	Serum	Pig	1 ml	MRI-MHYOP	MHYOPS
SVD	Positive	Serum	Pig	0.5 ml	MRI-SVD	SVD
TOXOPLASMOSE	Positive	Serum	Pig	1 ml	MRI-TOXO	TOXOS-MS
TRICHINELLOSIS	Positive	Serum	Pig	1 ml	MRI-TRICHI	TRICHIS-MS
	Negative	Serum	Pig	1 ml	MRINEG-TRICHI	TRICHIS-MS
 COMPANION ANIMALS						
CANINE LEISHMANIASIS	Positive	Serum	Dog	1 ml	MRI-LEISH	LEISHS, IFI-LEISH
	Negative	Serum	Dog	2 ml	MRINEG-LEISH	LEISHS, IFI-LEISH

A close-up photograph of a multi-well microplate with several white pipette tips inserted into the wells. The liquid in the wells is a light greenish-yellow color. The image is partially obscured by a white curved graphic element at the bottom of the page.

ID.vet
Innovative Diagnostics

310, rue Louis Pasteur
34790 Grabels - FRANCE

Phone + 33 (0) 4 67 41 49 33

Fax + 33 (0) 4 67 45 36 95

info@id-vet.com

www.id-vet.com